

W.steps



PRIME Line

Innovation in every step.

Made in Sweden 

Where safety, quality and design meet

Decades of observation, learning and Swedish expertise led to the creation of this premium industrial ladder.

PRIME ladders are the only telescopic ladders with a triangular tube design, which makes them naturally rigid and strong and prevents twisting. Designed to be used at an optimal 75° angle, the rungs are level when the ladder leans against a wall. The wide, angled and grooved steps are perfectly horizontal, ensuring stability and security.

Your safety is our top priority.



Your safety is our top priority

Safety is essential when working on a ladder, and safety is our main focus when we're creating ours. That's why we've incorporated smart features like angled rubber gripping feet, grooved rungs, the Slow-Close System, and the Autostep® Automatic Locking System.

All of our telescopic ladders have triangular tubes, which is a patented design that makes them twist and flex resistant.

Our unique accessories such as adjustable safety feet and ground spikes enhance both convenience and stability. The PRIME 11.5 FT and 13.5 FT come equipped with stabilizers that provide additional points of ground contact for enhanced safety.

W.steps will never compromise on safety. Our products are tested by accredited third-party testing agencies around the globe in order to ensure unrivaled safety, outstanding functionality, and the highest quality. Our ladders are certified according to ANSI, EN 131, SP, and more.


Our dedicated factory team in Sweden pays attention to every detail during the manufacturing process so that each industrial ladder we build lives up to our premium quality and safety standards.

We let you focus on the job, not on the safety of your ladder.



Small details make a big difference.

Rubber Top
Works on uneven surfaces, avoids sliding,
and prevents wall damage.



Adjustable Height
Extends easily to your
desired height.



Ergonomic Design
Wide and precisely level rungs
minimize slipping and reduce fatigue.



Safer Rungs
Grooved channels disperse dirt
and ensure secure footing.




Strong Triangular Design
Patented design is twist and flex resistant.
U.S. Patent No. Des. US D683,479 S.



Slow Close System
Controlled closing prevents
finger pinching.



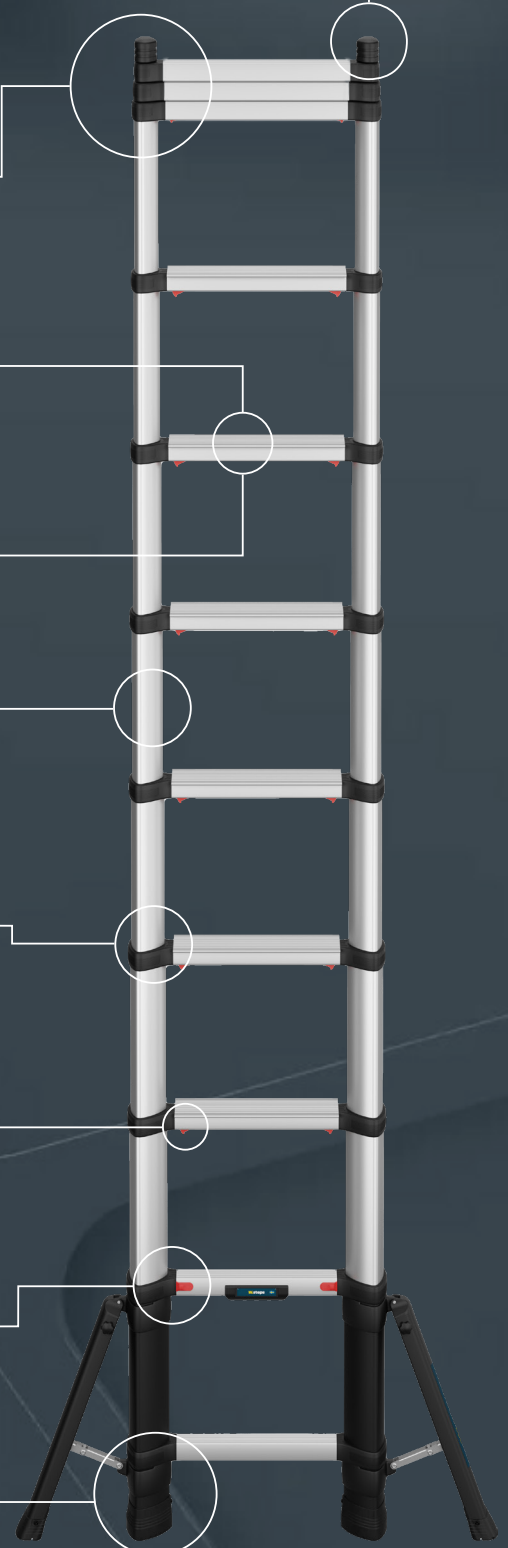

Safe Locking
Red indicator tabs provide visual
confirmation and ensure safety.



Smart & Safe Unlocking
The Autostep® Automatic Locking System
features two push buttons for easy unlocking
when retracting the ladder.



Angled Rubber Feet
Maximum surface contact ensures
secure footing and added safety.





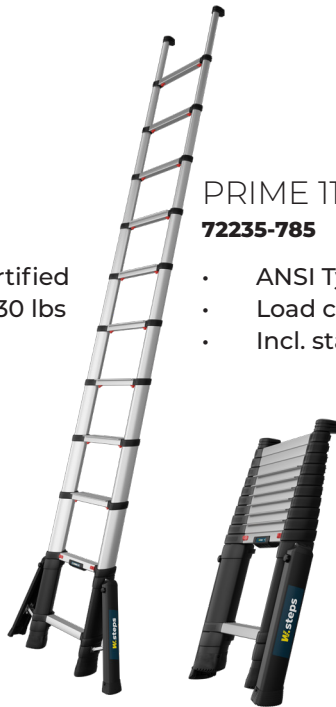
Choose the right one

Our PRIME Line is available in three different sizes.



PRIME 9.5 FT
72230-585

- ANSI Type 1A Certified
- Load capacity: 330 lbs



PRIME 11.5 FT
72235-785

- ANSI Type 1A Certified
- Load capacity: 330 lbs
- Incl. stabilizers



PRIME 13.5 FT
72241-785

- ANSI Type 1A Certified
- Load capacity: 330 lbs
- Incl. stabilizers

Mfg. no.	Model	No. of rungs	Rung width	Working height	Height (Extended)	Height (Closed)	Width	Weight
72230-585	PRIME 9.5 FT	9	3.15"	12' 6"	9' 6"	30"	18.5"	22.5 lbs
72235-785	PRIME 11.5 FT	11	3.15"	14'	11' 6"	34.8"	22.5"	33.5 lbs
72241-785	PRIME 13.5 FT	13	3.15"	16'	13' 6"	36"	22.5"	38.4 lbs



Accessories

Make your W.steps telescopic ladder even better with accessories that enhance both convenience and safety.



Scan for details.

Adjustable Safety Feet

Ensure full ground contact even when the surface is uneven.

Mfg. no.	Compatible with
9190-205	PRIME Line and RESCUE Line



Tool Tray

Keep tools and equipment well within reach.
(Snap-Fit , 11.8" x 3.2" x 3.4")

Mfg. no.	Compatible with
9202-105	PRIME Line and COMBI Line



Carry Bag

Robust bag to carry and protect the ladder in.

Mfg. no.	Compatible with
9193-205	PRIME Line



Ground Spikes

Provide an extremely secure grip in snow, mud, or loose dirt.

Mfg. no.	Model	Compatible with
9142-105	GROUND SPIKES	Adjustable Safety Feet



Wall Mount

Save storage space and stay organized.

Mfg. no.	Model	Compatible with
9195-105	WALL MOUNT	PRIME Line
9195-205	LOCKING WALL MOUNT	PRIME Line



Scan for details.



Rubber Tops (Spare Parts)

Work on uneven surfaces, avoid sliding, and prevent wall damage.

Mfg. no.	Model	Compatible with
9553-505	RUBBER TOPS	PRIME 13.5 FT
9567-505	RUBBER TOPS	PRIME 9.5 FT and PRIME 11.5 FT



Rubber Feet (Spare Parts)

Maximum surface contact ensures secure footing and added safety.

Mfg. no.	Model	Compatible with
9550-505	RUBBER FEET	PRIME 9.5 FT
9551-505	RUBBER FEET	PRIME 11.5 FT and RESCUE 13.5 FT
9552-505	RUBBER FEET	PRIME 13.5 FT



Scan QR code to watch
full PRIME Line video.

W.steps

info@hultaforsgroup.us | 262-242-1161 | www.wsteps.us
6333 West Donges Bay Road, Mequon, WI 53092



Part #: WSP.01.2025